

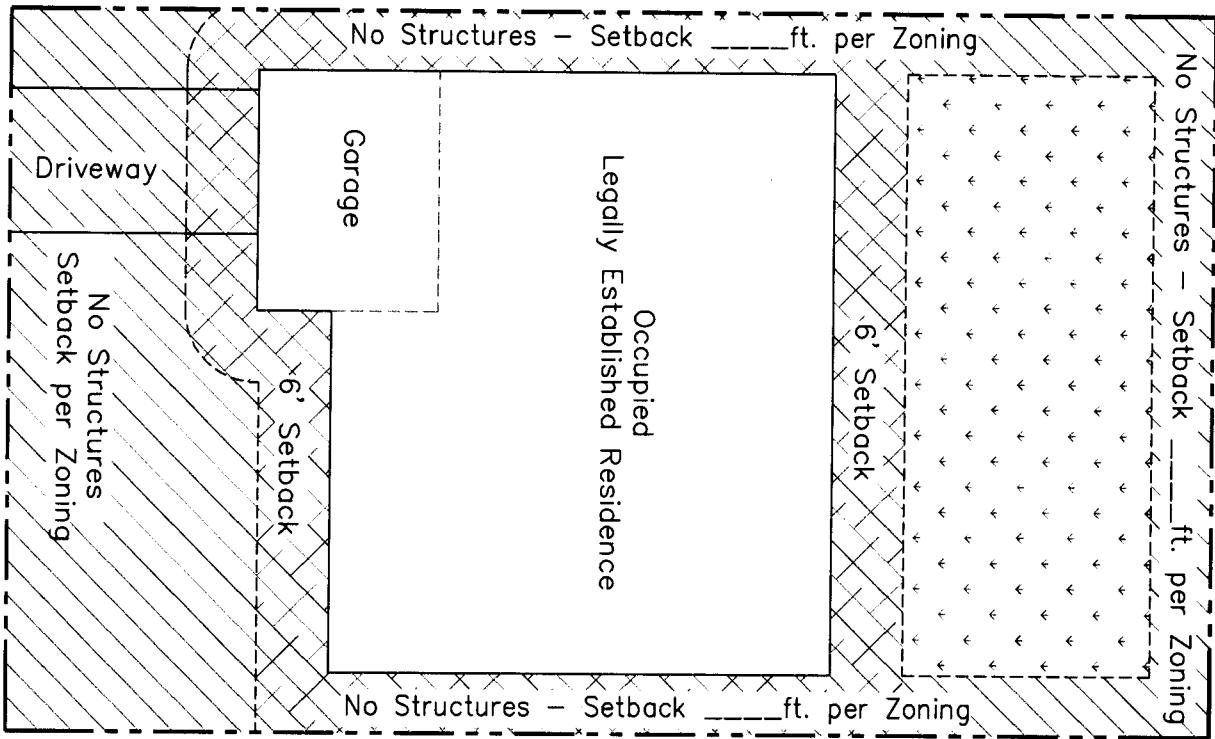


## Defined Area of Cultivation (DAC) for Parcels less than 1 acre / Accessory Structure





### Cultivation Standards

Parcel Size:	Less than 1 Acre
Maximum Grow Area (DAC):	100 Sq. Ft.
Maximum # of Mature Plants:	6
Grow Method:	Indoors
Option:	Accessory Structure

- Accessory Structure:**
- Placed outside all yard setbacks  
(See Planning Dept. for Zoning Setback Information)
  - Placed 6' from all other structures
  - Must conform to Chapter 10.05 of the Standards of Building Construction, and the Yuba County Code
  - Roof, floors and walls constructed of solid materials
  - Must be lockable & restrict access from minors and unauthorized entry
  - Building permit is required if any of the following:
    - Structure is greater than 120 Sq. Ft.
    - Plumbing – installed/present
    - Mechanical – installed/present
    - Electrical – installed/present



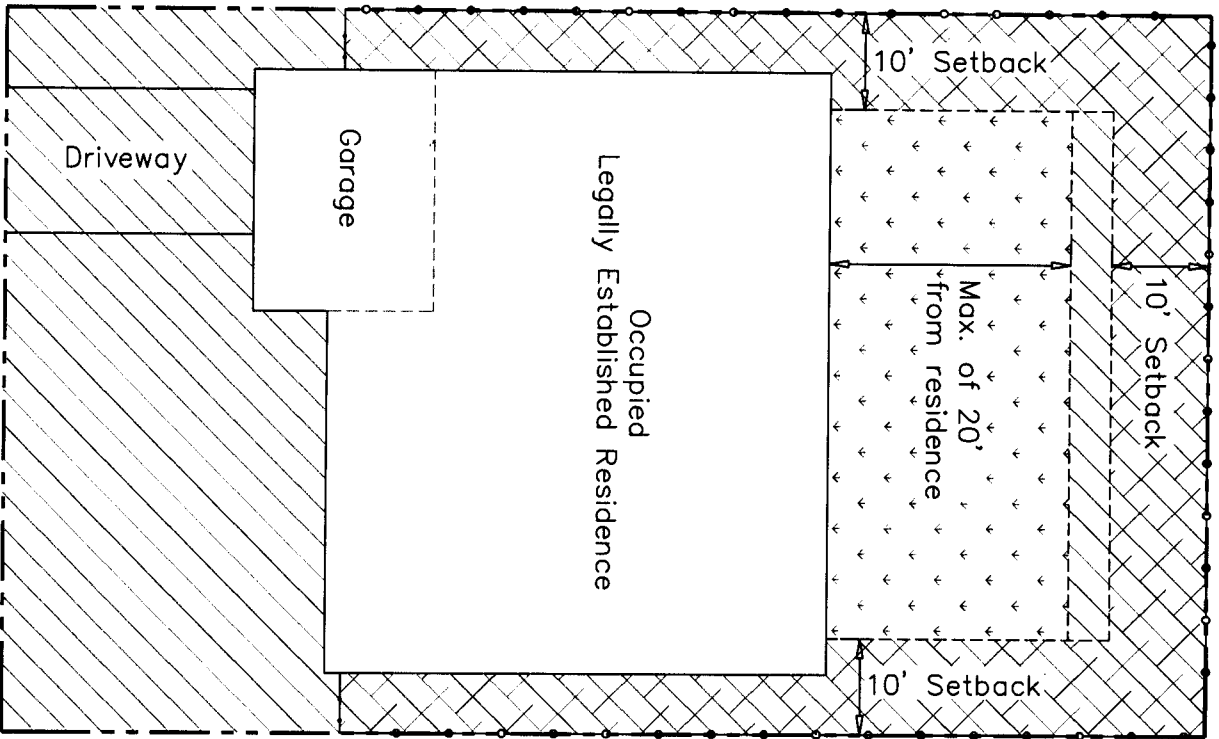
### Legend

-  Property Line
-  6 ft. Setback from all other structures
-  No Structures Setback
-  Structure for DAC may be located in this area

# Defined Area of Cultivation (DAC) for Parcels less than 1 acre / Outdoors



May 1, 2012



## Cultivation Standards

Parcel Size:	Less than 1 Acre
Maximum Grow Area (DAC):	100 Sq. Ft.
Maximum # of Mature Plants:	6
Grow Method:	Outdoors

### Defined Area of Cultivation shall:

- Be a single defined area
- Have visible boundaries
- Be outside the 10 ft. setbacks
- Be no greater than (20) feet from cultivator's residence
- Be as far away as possible from neighboring residences
- Be as close as possible to the cultivator's residence
- Be surrounded by a fence (6–8) feet tall and secured
- Keep cultivation below top of fence line and out of public view
- Not be accessible to minors (under age of 18 years)
- Not be within (300) feet of a school, school bus stop, park, or other youth-oriented facility

## Legend

- Property Line
- Fence
- ▨ Setback Areas
- ▧ No Grow Areas
- ▩ DAC may be located in this area



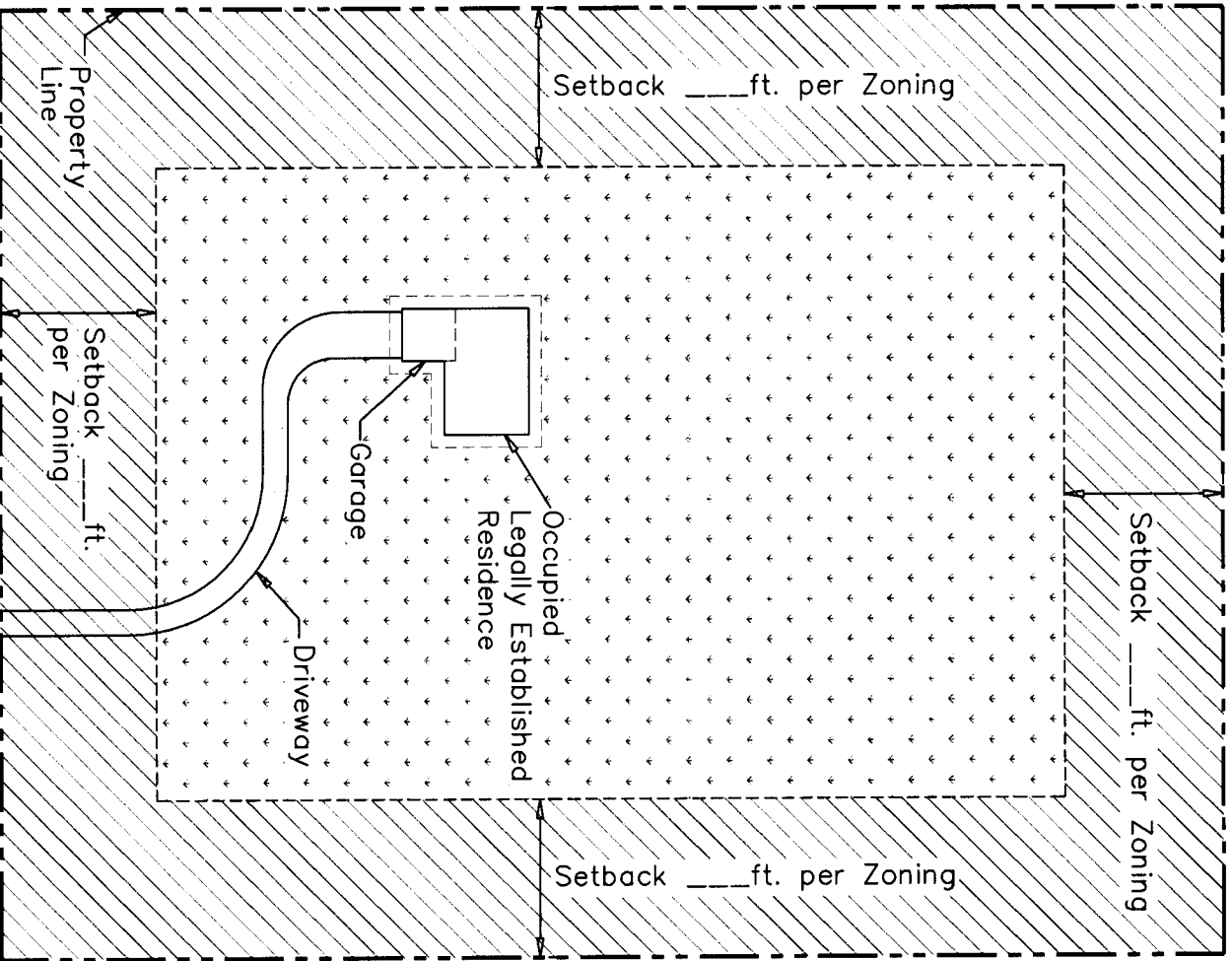
## Defined Area of Cultivation (DAC) for Parcels more than 1 acre / Accessory Structure

### Cultivation Standards

Parcel Size:	1-20 Acres
Maximum Grow Area (DAC):	250 Sq. Ft.
Maximum # of Mature Plants:	12
Property Line Setback:	Per Zoning
Grow Method:	Accessory Structure
Parcel Size:	20+ Acres
Maximum Grow Area (DAC):	500 Sq. Ft.
Maximum # of Mature Plants:	25
Property Line Setback:	Per Zoning
Grow Method:	Accessory Structure

#### Accessory Structure:

- Placed outside all setback requirements (See Planning Dept. for Zoning Setback Information)
- Placed 6 feet from all other structures
- Must conform to Chapter 10.05 of the Standards of Building Construction, and the Yuba County Code
- Roof, floor and walls constructed of solid materials
- Must be lockable & restrict access from minors and unauthorized entry
- Building permit is required if any of the following:
  - Structure is greater than 120 Sq. Ft.
  - Plumbing – installed/present
  - Mechanical – installed/present
  - Electrical – installed/present



### Legend

- Property Line
- Setback Areas
- Structure for DAC may be located in this area



# Defined Area of Cultivation (DAC) for Parcels more than 1 acre / Outdoors

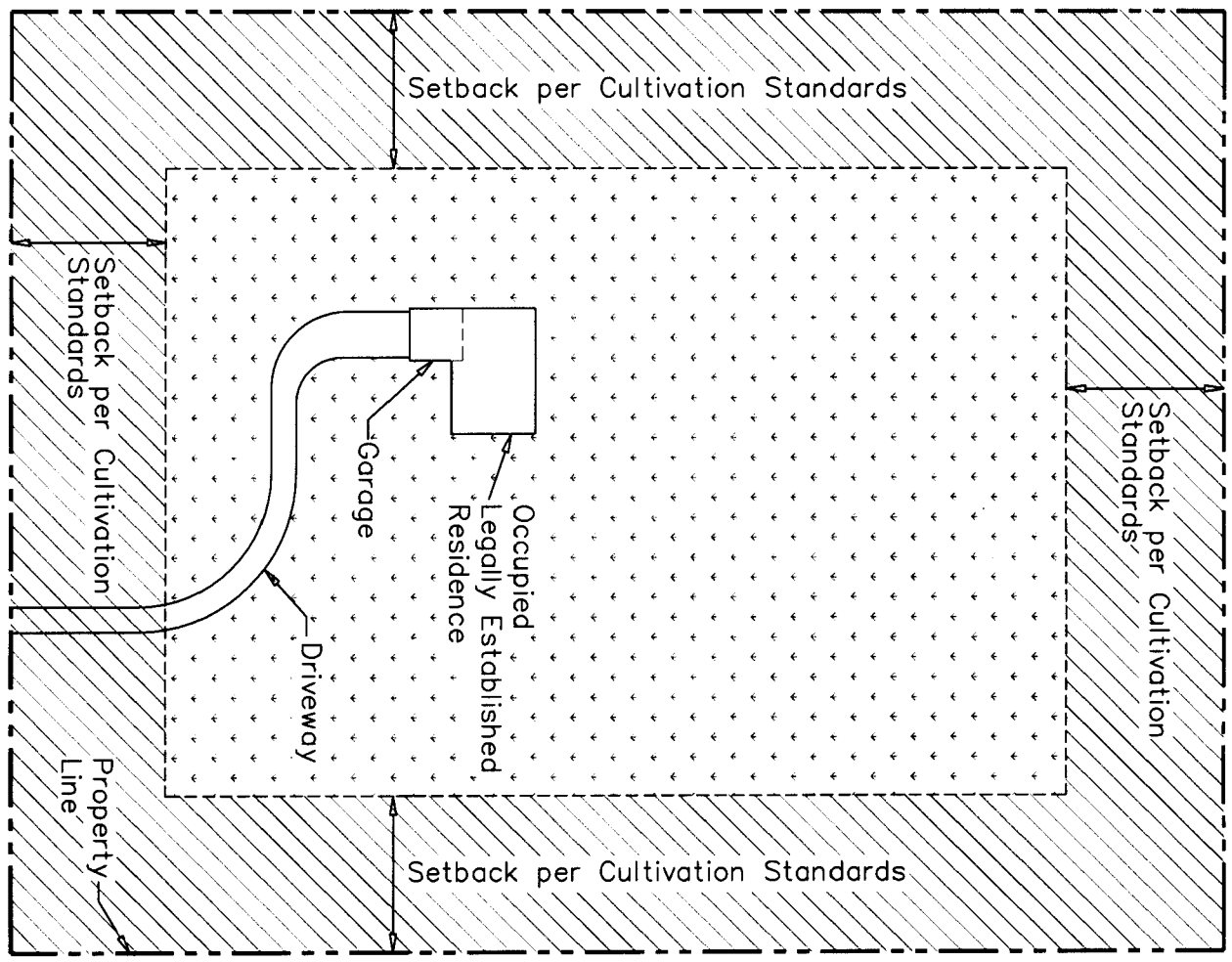
## Cultivation Standards

Parcel Size:	1-20 Acres
Maximum Grow Area (DAC):	250 Sq. Ft.
Maximum # of Mature Plants:	12
Property Line Setback:	50
Distance from Youth Facilities:	600
Grow Method:	Outdoors

Parcel Size:	20+ Acres
Maximum Grow Area (DAC):	500 Sq. Ft.
Maximum # of Mature Plants:	25
Property Line Setback:	100
Distance from Youth Facilities:	1,000
Grow Method:	Outdoors

### Defined Area of Cultivation shall:

- Be a single defined area
- Have visible boundaries
- Be outside the required setbacks
- Be as close as possible to the cultivator's residence
- Be as far away as possible from neighboring residences
- Be surrounded by a fence (6-8) feet tall and secured
- Keep cultivation below top of fence line and out of public view
- Not be accessible to minors (under age of 18 years)
- Not be within required distance of a school, school bus stop, park, or other youth-oriented facility



### Legend

- Property Line
- ▨ Setback Areas
- ▨ DAC may be located in this area